


INDUSTRIAL DE ABASTOS PUEBLA

ESTADO ANALÍTICO DEL EJERCICIO DEL PRESUPUESTO DE EGRESOS  
CLASIFICACIÓN ADMINISTRATIVA

Del 1 de Enero al 31 de Diciembre de 2020  
(Cifras en pesos)

| Concepto                                 | Egreso Aprobado (1) | Ampliaciones/Reducciones (2) | Egreso Modificado (3=1+2) | Egreso Devengado (4) | Egreso Pagado (5) | Subejercicio (6=3-4) |
|--|---------------------|------------------------------|---------------------------|----------------------|-------------------|----------------------|
| 3  | 33,045,160.00       | 3,941,932.47                 | 36,987,092.47             | 28,425,349.69        | 27,248,373.01     | 8,561,742.78         |
| 3.1                                      | 33,045,160.00       | 3,941,932.47                 | 36,987,092.47             | 28,425,349.69        | 27,248,373.01     | 8,561,742.78         |
| 3.1.1                                    | 33,045,160.00       | 3,941,932.47                 | 36,987,092.47             | 28,425,349.69        | 27,248,373.01     | 8,561,742.78         |
| 3.1.1.1.2                                | 33,045,160.00       | 3,941,932.47                 | 36,987,092.47             | 28,425,349.69        | 27,248,373.01     | 8,561,742.78         |
| NO EMPRESARIALES Y NO FINANCIEROS        |                     |                              |                           |                      |                   |                      |
| RAMO GENERAL                             | 0.00                | 0.00                         | 0.00                      | 0.00                 | 0.00              | 0.00                 |
| AG                                       | 1,264,017.00        | 488,541.13                   | 1,752,558.13              | 1,591,672.46         | 1,591,672.46      | 160,885.67           |
| CDT                                      | 0.00                | 0.00                         | 0.00                      | 0.00                 | 0.00              | 0.00                 |
| CGA                                      | 4,795,484.00        | -368,360.25                  | 4,427,123.75              | 4,266,059.58         | 4,002,329.75      | 161,064.17           |
| CGO                                      | 10,023,271.00       | 1,091,940.43                 | 11,115,211.43             | 9,674,664.45         | 9,331,534.35      | 1,440,546.98         |
| DAJ                                      | 437,088.00          | 328,915.33                   | 766,003.33                | 690,469.61           | 690,469.61        | 75,533.72            |
| DCC                                      | 292,000.00          | 91,842.75                    | 383,842.75                | 372,051.20           | 372,051.20        | 11,791.55            |
| DCV                                      | 0.00                | 0.00                         | 0.00                      | 0.00                 | 0.00              | 0.00                 |
| DISE                                     | 3,272,557.00        | -1,015,064.68                | 2,257,492.32              | 1,213,204.63         | 1,208,494.16      | 1,044,287.69         |
| EXTERNA                                  |                     |                              |                           |                      |                   |                      |
| DIRECCION OPERATIVA                      | 423,480.00          | 101,231.42                   | 524,711.42                | 369,205.19           | 369,205.19        | 155,506.23           |
| DEPARTAMENTO DE PROCESO DE BOVINO/EQUINO | 2,797,503.00        | 467,858.58                   | 3,265,361.58              | 1,736,430.68         | 1,733,355.68      | 1,528,930.90         |
| DEPARTAMENTO DE MANTENIMIENTO            | 834,259.00          | 245,205.13                   | 1,079,464.13              | 906,183.19           | 874,542.07        | 173,280.94           |
| DEPARTAMENTO DE PROCESO DE PORCINO       | 2,178,236.00        | 1,648,266.71                 | 3,826,502.71              | 3,729,423.83         | 3,723,048.04      | 97,078.88            |
| DEPARTAMENTO DE RECURSOS FINANCIEROS     | 602,615.00          | 154,163.13                   | 756,778.13                | 544,684.17           | 513,607.47        | 212,093.96           |
| DEPARTAMENTO DE RECURSOS HUMANOS         | 5,382,969.00        | 533,232.04                   | 5,916,201.04              | 2,535,383.08         | 2,061,135.06      | 3,380,817.96         |
| DEPARTAMENTO DE RECURSOS MATERIALES      | 437,088.00          | 128,693.12                   | 565,781.12                | 486,653.10           | 480,389.58        | 79,128.02            |
| SECRETARIA TECNICA                       | 304,593.00          | 45,467.63                    | 350,060.63                | 309,264.52           | 296,538.39        | 40,796.11            |
| TOTAL DEL GASTO                          | 33,045,160.00       | 3,941,932.47                 | 36,987,092.47             | 28,425,349.69        | 27,248,373.01     | 8,561,742.78         |

Bajo protesta de decir verdad declaramos que los Estados Financieros y sus notas, son razonablemente correctos y son responsabilidad del emisor.


  
 MARCO ANTONIO MARQUEZ-MONTIEL  
 ENCARGADO DE DESPACHO DE LA ADMON GRAL

  
 MARIA DE LOURDES CARVAJAL LINARTE  
 COORDINADORA GENERAL ATAMPA


INDUSTRIAL DE ABASTOS PUEBLA

ESTADO ANALÍTICO DEL EJERCICIO DEL PRESUPUESTO DE EGRESOS  
CLASIFICACIÓN ADMINISTRATIVA

Del 1 de Enero al 31 de Diciembre de 2020  
(Cifras en pesos)



MIGUEL ANGEL ESTRADA CALDERON  
COORDINADOR GENERAL OPERATIVO



RENE ALEJANDRO ANGELES VAZQUEZ  
JEFE DE DEPTO. DE RECURSOS FINANCIEROS

